

















34 100m Breaststroke Men Final

Official

Total

Rank	Competitor	Age	Club	RT	PTS	Result
1	Harrison Biddell (V)	20	South Australia	0.67		1:00.22 Entry: 1:00.65 -0.43
	25m: 13.13 50m: 28.46 (15.33) 75m: 44.21 (15.75) 100m: 1:00.22 (16.01)					
2	Hara Hughes	19	Coast Swimming Club	0.64		1:00.30 Entry: 1:00.93 -0.63
	25m: 12.78 50m: 28.15 (15.37) 75m: 44.06 (15.91) 100m: 1:00.30 (16.24)					
3	Christopher Montana (V)	15	Swimming New South Wales Aus	0.64		1:00.36 Entry: 1:01.16 -0.80
	25m: 12.94 50m: 28.48 (15.54) 75m: 44.41 (15.93) 100m: 1:00.36 (15.95)					
4	Rylind Wheeler	17	North Canterbury Swim Club Inc	0.65		1:02.08 Entry: 1:02.80 -0.72
	25m: 13.36 50m: 29.31 (15.95) 75m: 45.44 (16.13) 100m: 1:02.08 (16.64)					
5	Joseph Reiher	18	Porirua City Aquatics	0.71		1:02.16 Entry: 1:01.89 +0.27
	25m: 13.56 50m: 29.39 (15.83) 75m: 45.71 (16.32) 100m: 1:02.16 (16.45)					
6	Nicholas Cowen	18	North Shore Swimming Club	0.63		1:02.46 Entry: 1:02.99 -0.53
	25m: 13.59 50m: 29.54 (15.95) 75m: 45.88 (16.34) 100m: 1:02.46 (16.58)					
7	Elwin Bao	17	North Shore Swimming Club	0.70		1:03.18 Entry: 1:03.27 -0.09
	25m: 13.61 50m: 29.66 (16.05) 75m: 46.28 (16.62) 100m: 1:03.18 (16.90)					
8	Dmitry Kuzmenkov	16	North Shore Swimming Club	0.70		1:04.04 Entry: 1:03.98 +0.06
	25m: 13.80 50m: 29.98 (16.18) 75m: 46.87 (16.89) 100m: 1:04.04 (17.17)					
9	Caleb Yin	15	Mt Eden Swimming	0.70		1:04.80 Entry: 1:03.58 +1.22
	25m: 13.58 50m: 29.59 (16.01) 75m: 46.63 (17.04) 100m: 1:04.80 (18.17)					
10	Roman Anderson	16	Tawa Swimming Club	0.66		1:06.42 Entry: 1:04.08 +2.34
	25m: 13.17 50m: 28.64 (15.47) 75m: 46.54 (17.90) 100m: 1:06.42 (19.88)					
11	Oscar Dingwall (V)	16	South Australia	0.66		1:02.72 Entry: 1:03.49 -0.77
	25m: 13.45 50m: 29.43 (15.98) 75m: 45.91 (16.48) 100m: 1:02.72 (16.81)					
12	Alexander Monroe (V)	19	Bond University Queensland	0.71		1:03.29 Entry: 1:03.32 -0.03
	25m: 13.31 50m: 28.89 (15.58) 75m: 45.26 (16.37) 100m: 1:03.29 (18.03)					
13	Benson Li	19	North Shore Swimming Club	0.70		1:03.64 Entry: 1:05.05 -1.41
	25m: 13.23 50m: 29.18 (15.95) 75m: 46.01 (16.83) 100m: 1:03.64 (17.63)					
14	Danny Sun	15	North Shore Swimming Club	0.74		1:04.44 Entry: 1:05.26 -0.82
	25m: 13.27 50m: 28.93 (15.66) 75m: 46.35 (17.42) 100m: 1:04.44 (18.09)					
15	John Park	17	St Paul's Swimming Club	0.68		1:04.45 Entry: 1:05.00 -0.55
	25m: 13.77 50m: 30.26 (16.49) 75m: 46.98 (16.72) 100m: 1:04.45 (17.47)					
16	Connor Jenkins	15	Ashburton Swim Team	0.70		1:04.66 Entry: 1:04.91 -0.25
	25m: 13.77 50m: 30.45 (16.68) 75m: 47.18 (16.73) 100m: 1:04.66 (17.48)					
17	Jethrow Yoon	16	Phoenix Aquatics	0.67		1:05.29 Entry: 1:05.88 -0.59
	25m: 14.16 50m: 31.35 (17.19) 75m: 47.93 (16.58) 100m: 1:05.29 (17.36)					
18	Michael Yang	14	Phoenix Aquatics	0.74		1:05.61 Entry: 1:05.60 +0.01
	25m: 14.06 50m: 30.59 (16.53) 75m: 47.65 (17.06) 100m: 1:05.61 (17.96)					
19	Will Herbert	15	Parnell Swimming	0.75		1:05.69 Entry: 1:04.73 +0.96
	25m: 14.19 50m: 31.03 (16.84) 75m: 48.15 (17.12) 100m: 1:05.69 (17.54)					
20	Frederick Mills	15	Tawa Swimming Club	0.67		1:12.63 Entry: 1:05.64 +6.99
	25m: 13.20 50m: 29.15 (15.95) 75m: 51.68 (22.53) 100m: 1:12.63 (20.95)					
21	Nael Roux (V)	19	Tahiti	0.65		1:03.66 Entry: 1:04.07 -0.41
	25m: 13.76 50m: 29.88 (16.12) 75m: 46.85 (16.97) 100m: 1:03.66 (16.81)					
22	Jett Cotter (V)	17	Nepean Swim Club NSW	0.60		1:04.13 Entry: 1:05.14 -1.01
	25m: 14.03 50m: 30.48 (16.45) 75m: 47.21 (16.73) 100m: 1:04.13 (16.92)					

23	 Eric Wong	16	 Ice Breaker Aquatics	0.64	1:05.57 Entry: 1:06.09	-0.52
	25m: 14.05 50m: 30.89 (16.84) 75m: 48.05 (17.16) 100m: 1:05.57 (17.52)					
24	 Lachlan Bibby-Fox	18	 North Shore Swimming Club	0.74	1:05.93 Entry: 1:06.14	-0.21
	25m: 14.23 50m: 31.14 (16.91) 75m: 48.37 (17.23) 100m: 1:05.93 (17.56)					
25	 Fergus Charlton	18	 Coast Swimming Club	0.76	1:06.16 Entry: 1:06.38	-0.22
	25m: 14.10 50m: 30.75 (16.65) 75m: 48.04 (17.29) 100m: 1:06.16 (18.12)					
26	 Rick Zhao	15	 Howick Pakuranga	0.67	1:06.23 Entry: 1:06.69	-0.46
	25m: 14.21 50m: 31.00 (16.79) 75m: 48.22 (17.22) 100m: 1:06.23 (18.01)					
27	 Curtis Shanks	18	 Jasi Swim Club	0.69	1:06.69 Entry: 1:06.75	-0.06
	25m: 14.55 50m: 31.12 (16.57) 75m: 48.89 (17.77) 100m: 1:06.69 (17.80)					
28	 Alesana Lafoga	16	 Waverley Swimming Club	0.64	1:07.56 Entry: 1:07.60	-0.04
	25m: 14.69 50m: 32.05 (17.36) 75m: 49.37 (17.32) 100m: 1:07.56 (18.19)					
29	 Matthew Jiang	15	 United Swimming Club	0.65	1:07.63 Entry: 1:07.36	+0.27
	25m: 14.76 50m: 31.97 (17.21) 75m: 49.55 (17.58) 100m: 1:07.63 (18.08)					
30	 Sam McAlister	18	 Wharenui Swim Club	0.65	1:07.84 Entry: 1:07.70	+0.14
	25m: 14.35 50m: 32.02 (17.67) 75m: 49.80 (17.78) 100m: 1:07.84 (18.04)					